



### District Report Card: 2017


<b>State:</b> Jammu And Kashmir	<b>District:</b> Kishtwar
<b>Class:</b> 8	<b>Subject:</b> Science
<b>Schools:</b> 51	<b>Students:</b> 688


### Participation/Coverage


#### Students

<div>GENDER</div> <div></div>	Boys				Girls			
	Number		%		Number		%	
	326		47.38		362		52.62	

<div>AREA</div> <div></div>	Rural				Urban			
	Number		%		Number		%	
	668		97.09		20		2.91	

<div>CATEGORY</div> <div></div>	SC		ST		OBC		GEN	
	Number	%	Number	%	Number	%	Number	%
	52	7.56	48	6.98	79	11.48	509	73.98

<div>CWSN</div> <div></div>	LD	VI	HI	S&LD	ID	Oth
	1	0	0	1	0	3

<div>Management</div> <div></div>	Government			Government-aided		
	Number		%	Number		%
	688		100.00	0		0.00

### Average Performance of Students in Science (%)

Overall	Gender		Area		Management		Social Group			
	Male	Female	Rural	Urban	Govt.	Aided	SC	ST	OBC	GEN
39.86	41.92	38.01	40.27	26.33	39.86	0.00	31.67	32.92	46.58	40.31

## Performance on Learning Outcomes (LOs)

Learning Outcomes	Description	Average Performance(%)
SCI703	Classifies materials and organisms based on properties/characteristics	35.13
SCI704	Conducts simple investigation to seek answers to queries	29.07
SCI705	Relates processes and phenomenon with causes	36.00
SCI708	Measures and calculates e.g., temperature; pulse rate; speed of moving objects; time period of a simple pendulum, etc.	50.87
SCI710	Plots and interprets graphs	38.75
SCI711	Constructs models using materials from surroundings and explains their working	37.32
SCI801	Differentiates materials, organism and processes	43.88
SCI804	Relates processes and phenomenon with causes	47.86
SCI805	Explains processes and phenomenon	38.15
SCI807	Measures angles of incidence and reflection, etc.	51.02
SCI811	Applies learning of scientific concepts in day-to-day life	35.84
SCI813	Makes efforts to protect environment	48.84

Range of Performance of Students who Answered Correctly							
Below 30%		30% - 50%		50% - 75%		Above 75%	
Number	%	Number	%	Number	%	Number	%
281	40.84	186	27.03	166	24.13	55	7.99

### Lowest Performing Learning Outcomes (LOs)

- 1 - Conducts simple investigation to seek answers to queries (29.07)
- 2 - Classifies materials and organisms based on properties/characteristics (35.13)
- 3 - Applies learning of scientific concepts in day-to-day life (35.84)
- 4 - Relates processes and phenomenon with causes (36.00)
- 5 - Constructs models using materials from surroundings and explains their working (37.32)